



---

# **NSSE 2017 Topical Module Report**

## **Academic Advising**

Fayetteville State University

---

This page intentionally left blank.

## About This Topical Module

This module examines students' experiences with academic advising, including frequency, accessibility, and types of information provided. It also asks students to identify their primary source of advice. The module complements a question on the core survey about the quality of students' interactions with academic advisors. Complementary FSSE set available.

## Comparison Group

This section summarizes how this module's comparison group was identified, including selection criteria and whether the default option was taken. This is followed by the resulting list of institutions represented in the 'Academic Advising' column of this report.

Group label	Academic Advising
Date submitted	Not applicable; comparison group not customized.
How was this comparison group constructed?	Your institution did not customize this comparison group; the default group (all module participants) was used.
Group description	Default comparison group

## Academic Advising (N=335)

Acadia University (Wolfville, NS)	Briar Cliff University (Sioux City, IA)
Adrian College (Adrian, MI)	Bridgewater College (Bridgewater, VA)*
Alaska Pacific University (Anchorage, AK)	Bridgewater State University (Bridgewater, MA)
Albany State University (Albany, GA)	Brigham Young University (Provo, UT)
Albion College (Albion, MI)	Brigham Young University-Idaho (Rexburg, ID)
Algoma University (Sault Ste. Marie, ON)	Bryn Mawr College (Bryn Mawr, PA)*
Allegheny College (Meadville, PA)	Bucknell University (Lewisburg, PA)
Alma College (Alma, MI)	Burman University (Lacombe, AB)*
American Public University System (Charles Town, WV)*	California Polytechnic State University-San Luis Obispo (San Luis Obispo, CA)
Anna Maria College (Paxton, MA)	California State Polytechnic University-Pomona (Pomona, CA)
Armstrong State University (Savannah, GA)	California State University San Marcos (San Marcos, CA)*
Ashford University (San Diego, CA)*	California State University-Bakersfield (Bakersfield, CA)
Auburn University at Montgomery (Montgomery, AL)*	California State University-Channel Islands (Camarillo, CA)
Augusta University (Augusta, GA)	California State University-Dominguez Hills (Carson, CA)
Bacone College (Muskogee, OK)	California State University-Long Beach (Long Beach, CA)
Baker University (Baldwin City, KS)*	California State University-Los Angeles (Los Angeles, CA)
Becker College (Worcester, MA)	California State University, Fresno (Fresno, CA)
Berkeley College (New York, NY)	California State University, Northridge (Northridge, CA)
Berry College (Mount Berry, GA)*	California State University, Sacramento (Sacramento, CA)
Bethany College (Lindsborg, KS)	California University of Pennsylvania (California, PA)
Binghamton University (State University of New York) (Binghamton, NY)	Campbell University Inc. (Buies Creek, NC)
Birmingham-Southern College (Birmingham, AL)*	Canisius College (Buffalo, NY)*
Bishop's University (Sherbrooke, QC)	Cape Breton University (Sydney, NS)
Black Hills State University (Spearfish, SD)*	Carroll University (Waukesha, WI)
Bloomsburg University of Pennsylvania (Bloomsburg, PA)	Catholic University of America, The (Washington, DC)
Boston University (Boston, MA)*	Cedarville University (Cedarville, OH)*
Bowie State University (Bowie, MD)	Centenary College of Louisiana (Shreveport, LA)
Brandon University (Brandon, MB)	Central Christian College of Kansas (McPherson, KS)
Brenau University (Gainesville, GA)*	Central Connecticut State University (New Britain, CT)
Brevard College (Brevard, NC)*	Chaminade University of Honolulu (Honolulu, HI)

## Academic Advising (N=335), continued

Chatham University (Pittsburgh, PA)	Goucher College (Baltimore, MD)
Chicago State University (Chicago, IL)	Grambling State University (Grambling, LA)
Chowan University (Murfreesboro, NC)	Grove City College (Grove City, PA)*
Christopher Newport University (Newport News, VA)	Hampshire College (Amherst, MA)*
Clafflin University (Orangeburg, SC)*	Hardin-Simmons University (Abilene, TX)
Clarion University of Pennsylvania (Clarion, PA)	Hartwick College (Oneonta, NY)*
Clarke University (Dubuque, IA)	Henderson State University (Arkadelphia, AR)
Clemson University (Clemson, SC)*	Heritage University (Toppenish, WA)*
Colgate University (Hamilton, NY)	Illinois Wesleyan University (Bloomington, IL)*
College at Brockport, SUNY, The (Brockport, NY)	Indiana State University (Terre Haute, IN)*
College of Idaho, The (Caldwell, ID)	Inter American University of Puerto Rico-Metro Campus (San Juan, PR)
College of Saint Elizabeth (Morristown, NJ)	Iona College (New Rochelle, NY)*
College of Saint Rose, The (Albany, NY)	Jarvis Christian College (Hawkins, TX)
Colorado State University (Fort Collins, CO)*	John Brown University (Siloam Springs, AR)
Columbia College (Columbia, MO)	John Carroll University (Cleveland, OH)
Concordia University (Portland, OR)	Keene State College (Keene, NH)*
Concordia University (Montreal, QC)	Kent State University (Kent, OH)
Concordia University Chicago (River Forest, IL)	Kentucky State University (Frankfort, KY)
Concordia University Texas (Austin, TX)	King's University, The (Edmonton, AB)
Connecticut College (New London, CT)	Kutztown University of Pennsylvania (Kutztown, PA)
Cornerstone University (Grand Rapids, MI)	Lake Forest College (Lake Forest, IL)
CUNY Bernard M Baruch College (New York, NY)	Lebanon Valley College (Annville, PA)*
CUNY Medgar Evers College (Brooklyn, NY)	Lenoir-Rhyne University (Hickory, NC)*
Dakota State University (Madison, SD)*	Lewis & Clark College (Portland, OR)*
Davis & Elkins College (Elkins, WV)	Lewis University (Romeoville, IL)
Defiance College (Defiance, OH)	LIM College (New York, NY)
Delta State University (Cleveland, MS)*	Lincoln University (Lincoln University, PA)
Denison University (Granville, OH)	Lock Haven University (Lock Haven, PA)
Dickinson State University (Dickinson, ND)	Lynchburg College (Lynchburg, VA)*
Dixie State University (Saint George, UT)*	Madonna University (Livonia, MI)*
Doane University (Crete, NE)*	Mansfield University of Pennsylvania (Mansfield, PA)
Dominican University of California (San Rafael, CA)*	Maranatha Baptist University (Watertown, WI)
East Central University (Ada, OK)	Marshall University (Huntington, WV)*
East Stroudsburg University of Pennsylvania (East Stroudsburg, PA)	Martin Methodist College (Pulaski, TN)
East Tennessee State University (Johnson City, TN)*	Mayville State University (Mayville, ND)
East Texas Baptist University (Marshall, TX)*	McNeese State University (Lake Charles, LA)*
Eastern Connecticut State University (Willimantic, CT)	Michigan State University (East Lansing, MI)*
Eastern Michigan University (Ypsilanti, MI)*	Middle Georgia State University (Macon, GA)
Eastern Washington University (Cheney, WA)	Midland University (Fremont, NE)
Edinboro University of Pennsylvania (Edinboro, PA)	Midway University (Midway, KY)
Elizabeth City State University (Elizabeth City, NC)	Millersville University of Pennsylvania (Millersville, PA)
Elizabethtown College (Elizabethtown, PA)	Millsaps College (Jackson, MS)
Embry Riddle Aeronautical University-Worldwide (Daytona Beach, FL)	Minnesota State University Moorhead (Moorhead, MN)
Fairmont State University (Fairmont, WV)*	Missouri Southern State University (Joplin, MO)*
Farmingdale State College (Farmingdale, NY)	Missouri Western State University (Saint Joseph, MO)*
Fitchburg State University (Fitchburg, MA)	Montana State University Billings (Billings, MT)*
Florida A&M University (Tallahassee, FL)	Morrisville State College (Morrisville, NY)
Florida Institute of Technology (Melbourne, FL)	Mount Mercy University (Cedar Rapids, IA)*
Florida International University (Miami, FL)*	Mount Saint Mary College (Newburgh, NY)*
Francis Marion University (Florence, SC)	Mount St. Vincent University (Halifax, NS)
Franklin University (Columbus, OH)	Murray State University (Murray, KY)
Fredonia State University of New York (Fredonia, NY)	New College of Florida (Sarasota, FL)
Furman University (Greenville, SC)*	New Jersey Institute of Technology (Newark, NJ)*
Gannon University (Erie, PA)	New Mexico Highlands University (Las Vegas, NM)*
Georgia College & State University (Milledgeville, GA)	New Mexico Institute of Mining and Technology (Socorro, NM)
Gettysburg College (Gettysburg, PA)	New Mexico State University (Las Cruces, NM)
Gonzaga University (Spokane, WA)*	North Carolina Agricultural & Technical State University (Greensboro, NC)
Goshen College (Goshen, IN)	Northeastern Illinois University (Chicago, IL)*

\*2016 participant

## Academic Advising (N=335), continued

Northwestern Oklahoma State University (Alva, OK)	SUNY College of Technology at Alfred (Alfred, NY)
Norwich University (Northfield, VT)*	SUNY Maritime College (Bronx, NY)
Oakland University (Rochester Hills, MI)*	SUNY-Buffalo State College (Buffalo, NY)
Occidental College (Los Angeles, CA)	Tennessee State University (Nashville, TN)
Oglala Lakota College (Kyle, SD)	Texas A&M University - Corpus Christi (Corpus Christi, TX)
Ohio Northern University (Ada, OH)*	Texas Wesleyan University (Fort Worth, TX)*
Ohio State University at Newark, The (Newark, OH)*	Thompson Rivers University (Kamloops, BC)
Ohio State University-Lima Campus (Lima, OH)*	Trine University (Angola, IN)*
Ohio State University-Mansfield Campus (Mansfield, OH)*	Troy University (Troy, AL)
Ohio State University-Marion Campus (Marion, OH)*	Union College (NE) (Lincoln, NE)
Ohio State University, The (Columbus, OH)*	United States Coast Guard Academy (New London, CT)
Ohio University (Athens, OH)	United States Merchant Marine Academy (Kings Point, NY)
Ohio Wesleyan University (Delaware, OH)*	University at Albany, SUNY, The (Albany, NY)
Oklahoma Christian University (Edmond, OK)*	University of Alabama at Birmingham (Birmingham, AL)*
Ottawa University (Ottawa, KS)	University of Alabama in Huntsville (Huntsville, AL)*
Otterbein University (Westerville, OH)	University of Alaska Anchorage (Anchorage, AK)*
Pace University (New York, NY)*	University of Alaska Fairbanks (Fairbanks, AK)*
Pfeiffer University (Misenheimer, NC)	University of Arkansas (Fayetteville, AR)*
Pitzer College (Claremont, CA)	University of Arkansas at Little Rock (Little Rock, AR)*
Plymouth State University (Plymouth, NH)	University of Baltimore (Baltimore, MD)*
Point Park University (Pittsburgh, PA)	University of Calgary (Calgary, AB)
Providence College (Providence, RI)	University of Central Florida (Orlando, FL)
Queens University of Charlotte (Charlotte, NC)*	University of Great Falls (Great Falls, MT)*
Quest University Canada (Squamish, BC)	University of Hawai'i at Hilo (Hilo, HI)
Randolph-Macon College (Ashland, VA)	University of Houston (Houston, TX)
Regent University (Virginia Beach, VA)	University of Houston-Downtown (Houston, TX)*
Rhode Island School of Design (Providence, RI)	University of Houston-Victoria (Victoria, TX)
Rhodes College (Memphis, TN)	University of Illinois at Chicago (Chicago, IL)
Rider University (Lawrenceville, NJ)	University of Illinois Springfield (Springfield, IL)*
Ringling College of Art and Design (Sarasota, FL)	University of Indianapolis (Indianapolis, IN)
Robert Morris University (Moon Township, PA)*	University of Maine (Orono, ME)
Rockford University (Rockford, IL)*	University of Maine at Augusta (Augusta, ME)
Rogers State University (Claremore, OK)	University of Maine at Farmington (Farmington, ME)
Rollins College (Winter Park, FL)*	University of Maine at Fort Kent (Fort Kent, ME)
Rowan University (Glassboro, NJ)*	University of Maine at Machias (Machias, ME)
Saint Mary's College (Notre Dame, IN)*	University of Maine at Presque Isle (Presque Isle, ME)
Saint Xavier University (Chicago, IL)	University of Mary (Bismarck, ND)*
Salem State University (Salem, MA)*	University of Mary Washington (Fredericksburg, VA)*
Seton Hall University (South Orange, NJ)	University of Maryland-Eastern Shore (Princess Anne, MD)
Sewanee: The University of the South (Sewanee, TN)	University of Massachusetts Amherst (Amherst, MA)
Shawnee State University (Portsmouth, OH)	University of Massachusetts Boston (Boston, MA)
Shepherd University (Shepherdstown, WV)*	University of Massachusetts Dartmouth (North Dartmouth, MA)
Shippensburg University of Pennsylvania (Shippensburg, PA)	University of Massachusetts Lowell (Lowell, MA)*
Slippery Rock University of Pennsylvania (Slippery Rock, PA)	University of Memphis (Memphis, TN)*
South Dakota State University (Brookings, SD)*	University of Michigan-Flint (Flint, MI)*
Southern Connecticut State University (New Haven, CT)	University of Minnesota Duluth (Duluth, MN)*
Southern Oregon University (Ashland, OR)*	University of Minnesota-Crookston (Crookston, MN)*
Southwestern Oklahoma State University (Weatherford, OK)	University of Missouri-Kansas City (Kansas City, MO)*
Spelman College (Atlanta, GA)*	University of Missouri-St. Louis (Saint Louis, MO)
Spring Arbor University (Spring Arbor, MI)*	University of Mount Union (Alliance, OH)*
St. Edward's University (Austin, TX)	University of Nebraska at Kearney (Kearney, NE)*
St. Francis College (Brooklyn Heights, NY)*	University of Nebraska at Omaha (Omaha, NE)*
Stephen F. Austin State University (Nacogdoches, TX)	University of New Brunswick (Fredericton, NB)
Stevens Institute of Technology (Hoboken, NJ)	University of New Brunswick - Saint John Campus (Saint John, NB)
Stockton University (Galloway, NJ)*	University of New Hampshire (Durham, NH)
Suffolk University (Boston, MA)	University of New Haven (West Haven, CT)
SUNY College at Old Westbury (Old Westbury, NY)	University of North Carolina at Charlotte (Charlotte, NC)*
SUNY College of Environmental Science and Forestry (Syracuse, NY)	University of North Georgia (Dahlonega, GA)

## Academic Advising (N=335), continued

---

University of Northern Iowa (Cedar Falls, IA)\*  
University of Oregon (Eugene, OR)  
University of Pikeville (Pikeville, KY)  
University of Rhode Island (Kingston, RI)\*  
University of Saint Francis-Fort Wayne (Fort Wayne, IN)  
University of San Francisco (San Francisco, CA)  
University of Science and Arts of Oklahoma (Chickasha, OK)\*  
University of South Dakota (Vermillion, SD)\*  
University of Southern Indiana (Evansville, IN)\*  
University of Southern Maine (Portland, ME)  
University of Southern Mississippi (Hattiesburg, MS)\*  
University of Tennessee at Chattanooga, The (Chattanooga, TN)  
University of Texas at Arlington, The (Arlington, TX)  
University of Texas at Dallas, The (Richardson, TX)  
University of Texas at El Paso, The (El Paso, TX)  
University of Texas at San Antonio, The (San Antonio, TX)  
University of Texas Rio Grande Valley, The (Edinburg, TX)  
University of the Fraser Valley (Abbotsford, BC)\*  
University of the Ozarks (Clarksville, AR)  
University of the Pacific (Stockton, CA)\*  
University of Vermont (Burlington, VT)  
University of Wisconsin-Eau Claire (Eau Claire, WI)  
University of Wisconsin-La Crosse (La Crosse, WI)  
University of Wisconsin-Milwaukee (Milwaukee, WI)  
University of Wisconsin-Superior (Superior, WI)  
University of Wisconsin-Whitewater (Whitewater, WI)  
Urbana University (Urbana, OH)  
Ursuline College (Pepper Pike, OH)\*  
Valdosta State University (Valdosta, GA)  
Vaughn College of Aeronautics and Technology (Flushing, NY)  
Virginia Commonwealth University (Richmond, VA)  
Waldorf University (Forest City, IA)\*  
Warren Wilson College (Swannanoa, NC)  
Washburn University (Topeka, KS)  
Washington College (Chestertown, MD)\*  
Wayland Baptist University (Plainview, TX)\*  
Weber State University (Ogden, UT)  
Western New Mexico University (Silver City, NM)  
Western Oregon University (Monmouth, OR)  
Western Washington University (Bellingham, WA)  
Westminster College (Salt Lake City, UT)\*  
Wofford College (Spartanburg, SC)  
York College of Pennsylvania (York, PA)

\*2016 participant

## First-Year Students

Item wording or description	Variable name	Values <sup>c</sup>	Response options	Frequency Distributions <sup>a</sup>				Statistical Comparisons <sup>b</sup>		
				Fayetteville State		Academic Advising		Fayetteville State	Academic Advising	Effect size <sup>d</sup>
				Count	%	Count	%	Mean	Mean	
<b>1. During the current school year, about how many times have you and an academic advisor discussed your academic interests, course selections, or academic performance?</b>										
	ADV01	0	0	0	0	8,840	12	<b>3.1</b>	▲	2.2 *** .59
		1	1	6	7	18,962	23			
		2	2	22	34	24,199	30			
		3	3	20	30	15,282	19			
		4	4	7	10	6,639	8			
		5	5	5	9	2,463	3			
		6	6 or more	6	10	3,997	5			
		Total		66	100	80,382	100			
<b>2. During the current school year, to what extent have your academic advisors done the following?</b>										
a. Been available when needed	ADV02a	1	Very little	4	6	6,205	8	<b>3.2</b>	▲	2.9 ** .33
		2	Some	10	16	16,193	20			
		3	Quite a bit	16	25	27,907	34			
		4	Very much	36	53	24,097	30			
		—	Not applicable	0	0	6,021	8			
		Total		66	100	80,423	100			
b. Listened closely to your concerns and questions	ADV02b	1	Very little	4	6	6,046	7	<b>3.2</b>	▲	3.0 * .26
		2	Some	10	17	15,292	19			
		3	Quite a bit	16	24	26,417	33			
		4	Very much	35	52	25,604	32			
		—	Not applicable	1	1	6,966	9			
		Total		66	100	80,325	100			
c. Informed you of important deadlines	ADV02c	1	Very little	4	6	10,293	13	<b>3.3</b>	▲	2.8 *** .49
		2	Some	8	12	16,938	21			
		3	Quite a bit	15	22	24,083	30			
		4	Very much	36	54	22,375	28			
		—	Not applicable	3	5	6,627	9			
		Total		66	100	80,316	100			
d. Helped you understand academic rules and policies	ADV02d	1	Very little	5	7	9,852	12	<b>3.2</b>	▲	2.8 ** .40
		2	Some	12	16	18,041	22			
		3	Quite a bit	17	27	24,191	30			
		4	Very much	32	49	20,563	26			
		—	Not applicable	0	0	7,624	10			
		Total		66	100	80,271	100			
e. Informed you of academic support options (tutoring, study groups, help with writing, etc.)	ADV02e	1	Very little	3	5	11,055	14	<b>3.3</b>	▲	2.7 *** .58
		2	Some	10	14	17,920	22			
		3	Quite a bit	14	22	23,095	29			
		4	Very much	38	58	20,391	26			
		—	Not applicable	1	1	7,835	10			
		Total		66	100	80,296	100			

## First-Year Students

Item wording or description	Variable name	Values <sup>c</sup>	Response options	Frequency Distributions <sup>a</sup>				Statistical Comparisons <sup>b</sup>		
				Fayetteville State		Academic Advising		Fayetteville State	Academic Advising	Effect size <sup>d</sup>
				Count	%	Count	%	Mean	Mean	
f. Provided useful information about courses	ADV02f	1	Very little	5	7	8,855	11	<b>3.3</b>	2.9 ***	.43
		2	Some	9	12	17,059	21			
		3	Quite a bit	17	25	25,424	31			
		4	Very much	34	54	23,197	29			
		—	Not applicable	1	1	5,698	8			
		Total		66	100	80,233	100			
g. Helped you when you had academic difficulties	ADV02g	1	Very little	4	6	11,719	14	<b>3.2</b>	2.7 ***	.49
		2	Some	11	15	16,319	20			
		3	Quite a bit	16	25	18,564	23			
		4	Very much	31	45	17,753	22			
		—	Not applicable	4	9	15,855	20			
		Total		66	100	80,210	100			
h. Helped you get information on special opportunities (study abroad, internships, research projects, etc.)	ADV02h	1	Very little	9	13	15,430	19	<b>2.9</b>	2.5 **	.41
		2	Some	12	17	17,126	21			
		3	Quite a bit	19	30	17,047	21			
		4	Very much	23	37	15,056	19			
		—	Not applicable	3	4	15,534	20			
		Total		66	100	80,193	100			
i. Discussed your career interests and post-graduation plans	ADV02i	1	Very little	6	9	16,599	21	<b>3.1</b>	2.5 ***	.54
		2	Some	14	20	18,847	23			
		3	Quite a bit	11	20	17,223	21			
		4	Very much	29	45	15,949	20			
		—	Not applicable	5	7	11,461	15			
		Total		65	100	80,079	100			
<b>3. During the current school year, how often have your academic advisors reached out to you about your academic progress or performance?</b>										
	ADV04	1	Never	10	15	31,060	38	<b>2.6</b>	1.9 ***	.75
	_15	2	Sometimes	18	26	29,403	36			
		3	Often	23	37	13,809	18			
		4	Very often	14	22	5,868	8			
		Total		65	100	80,140	100			
<b>4. During the current school year, which of the following has been your primary source of advice regarding your academic plans? (Select one.)</b>										
	ADV03	—	Academic advisor(s) assigned to you	30	46	27,017	34	<b>2.6</b>	1.9 ***	.75
		—	Academic advisor(s) available to any student	0	0	7,048	9			
		—	Faculty or staff not formally assigned as an advisor	6	9	6,834	8			
		—	Online advising system (degree progress report, etc.)	1	2	3,102	4			
		—	Website, catalog, or other published sources	9	12	3,848	5			
		—	Friends or other students	6	10	12,554	15			
		—	Family members	8	10	14,074	17			
		—	Other, please specify:	0	0	1,667	2			
		—	I did not seek academic advice this year	5	10	4,038	6			
		Total		65	100	80,182	100			

\*p<.05, \*\*p<.01, \*\*\*p<.001 (2-tailed); Refer to the endnotes page for the key to triangle symbols.



## Seniors

Item wording or description	Variable name	Values <sup>c</sup>	Response options	Frequency Distributions <sup>a</sup>				Statistical Comparisons <sup>b</sup>		
				Fayetteville State		Academic Advising		Fayetteville State	Academic Advising	Effect size <sup>d</sup>
				Count	%	Count	%	Mean	Mean	
<b>1. During the current school year, about how many times have you and an academic advisor discussed your academic interests, course selections, or academic performance?</b>										
	ADV01	0	0	38	14	16,291	16	<b>2.5</b>	2.2 **	.16
		1	1	50	18	26,092	25			
		2	2	72	27	26,632	25			
		3	3	46	17	15,346	14			
		4	4	19	7	8,280	8			
		5	5	16	6	3,622	3			
		6	6 or more	32	12	10,194	9			
			Total	273	100	106,457	100			
<b>2. During the current school year, to what extent have your academic advisors done the following?</b>										
a. Been available when needed	ADV02a	1	Very little	42	15	10,327	10	<b>2.9</b>	2.9	-.05
		2	Some	49	18	20,837	20			
		3	Quite a bit	76	28	32,396	30			
		4	Very much	100	37	35,064	33			
		—	Not applicable	6	2	7,917	8			
			Total	273	100	106,541	100			
b. Listened closely to your concerns and questions	ADV02b	1	Very little	38	14	10,200	10	<b>2.9</b>	3.0	-.06
		2	Some	52	19	19,718	18			
		3	Quite a bit	67	25	30,421	28			
		4	Very much	101	38	36,179	34			
		—	Not applicable	13	5	9,954	9			
			Total	271	100	106,472	100			
c. Informed you of important deadlines	ADV02c	1	Very little	48	18	17,599	16	<b>2.8</b>	2.7	.03
		2	Some	53	19	21,598	20			
		3	Quite a bit	68	25	27,468	26			
		4	Very much	91	33	30,237	29			
		—	Not applicable	12	4	9,531	9			
			Total	272	100	106,433	100			
d. Helped you understand academic rules and policies	ADV02d	1	Very little	48	18	17,602	17	<b>2.8</b>	2.7	.11
		2	Some	47	17	22,723	21			
		3	Quite a bit	57	22	25,678	24			
		4	Very much	93	34	26,467	25			
		—	Not applicable	24	9	13,861	13			
			Total	269	100	106,331	100			
e. Informed you of academic support options (tutoring, study groups, help with writing, etc.)	ADV02e	1	Very little	53	20	23,783	22	<b>2.7</b>	2.4 **	.21
		2	Some	50	18	23,615	22			
		3	Quite a bit	50	19	20,692	19			
		4	Very much	81	30	20,926	20			
		—	Not applicable	38	14	17,335	16			
			Total	272	100	106,351	100			

## Seniors

Item wording or description	Variable name	Values <sup>c</sup>	Response options	Frequency Distributions <sup>a</sup>				Statistical Comparisons <sup>b</sup>		
				Fayetteville State		Academic Advising		Fayetteville State	Academic Advising	Effect size <sup>d</sup>
				Count	%	Count	%	Mean	Mean	
f. Provided useful information about courses	ADV02f	1	Very little	48	18	16,946	16	<b>2.8</b>	2.7	.10
		2	Some	51	19	22,455	21			
		3	Quite a bit	58	22	27,952	26			
		4	Very much	99	37	28,820	27			
		—	Not applicable	15	5	10,166	10			
			Total	271	100	106,339	100			
g. Helped you when you had academic difficulties	ADV02g	1	Very little	49	18	18,601	18	<b>2.8</b>	2.6 *	.14
		2	Some	35	13	18,903	18			
		3	Quite a bit	53	20	20,251	19			
		4	Very much	82	30	24,050	22			
		—	Not applicable	53	19	24,480	24			
			Total	272	100	106,285	100			
h. Helped you get information on special opportunities (study abroad, internships, research projects, etc.)	ADV02h	1	Very little	64	24	24,070	23	<b>2.5</b>	2.4	.07
		2	Some	34	12	19,294	18			
		3	Quite a bit	39	15	18,856	17			
		4	Very much	64	24	21,343	20			
		—	Not applicable	68	25	22,688	22			
			Total	269	100	106,251	100			
i. Discussed your career interests and post-graduation plans	ADV02i	1	Very little	69	26	25,659	25	<b>2.5</b>	2.4	.07
		2	Some	41	15	22,124	21			
		3	Quite a bit	41	16	19,677	18			
		4	Very much	71	27	24,549	22			
		—	Not applicable	47	17	14,025	14			
			Total	269	100	106,034	100			
<b>3. During the current school year, how often have your academic advisors reached out to you about your academic progress or performance?</b>										
	ADV04	1	Never	95	35	48,922	46	<b>2.2</b>	1.8 ***	.38
	_15	2	Sometimes	76	28	33,942	32			
		3	Often	55	20	15,612	15			
		4	Very often	46	17	7,734	7			
			Total	272	100	106,210	100			
<b>4. During the current school year, which of the following has been your primary source of advice regarding your academic plans? (Select one.)</b>										
	ADV03	—	Academic advisor(s) assigned to you	109	41	32,318	31			
		—	Academic advisor(s) available to any student	15	6	9,603	9			
		—	Faculty or staff not formally assigned as an advisor	49	18	18,171	16			
		—	Online advising system (degree progress report, etc.)	28	10	8,361	8			
		—	Website, catalog, or other published sources	14	5	6,007	6			
		—	Friends or other students	18	6	12,424	11			
		—	Family members	19	7	9,349	8			
		—	Other, please specify:	12	4	3,217	3			
		—	I did not seek academic advice this year	6	2	6,838	7			
			Total	270	100	106,288	100			

\*p<.05, \*\*p<.01, \*\*\*p<.001 (2-tailed); Refer to the endnotes page for the key to triangle symbols.

# NSSE 2017 Academic Advising

## Detailed Statistics<sup>e</sup>

### Fayetteville State University

#### First-Year Students

Variable name	N	Mean		Standard error <sup>f</sup>		Standard deviation <sup>g</sup>		DF <sup>h</sup>	Sig. <sup>i</sup>	Effect size <sup>d</sup>
	Fayetteville State	Fayetteville State	Academic Advising	Fayetteville State	Academic Advising	Fayetteville State	Academic Advising	Comparisons with: Academic Advising		
ADV01	65	3.08	2.18	.17	.01	1.41	1.51	57,914	.000	.59
ADV02a	65	3.25	2.94	.12	.00	0.94	0.94	53,385	.008	.33
ADV02b	65	3.23	2.98	.12	.00	0.95	0.94	52,603	.036	.26
ADV02c	62	3.32	2.81	.12	.00	0.93	1.02	52,819	.000	.49
ADV02d	65	3.19	2.78	.12	.00	0.96	1.01	52,099	.001	.40
ADV02e	65	3.35	2.74	.11	.00	0.90	1.03	51,978	.000	.58
ADV02f	65	3.28	2.85	.12	.00	0.95	1.00	53,444	.001	.43
ADV02g	60	3.19	2.67	.12	.00	0.96	1.07	59	.000	.49
ADV02h	63	2.94	2.50	.13	.01	1.05	1.10	62	.001	.41
ADV02i	60	3.07	2.48	.13	.00	1.04	1.10	48,992	.000	.54
ADV04_15	64	2.65	1.95	.12	.00	0.99	0.93	57,731	.000	.75

# NSSE 2017 Academic Advising

## Detailed Statistics<sup>e</sup>

### Fayetteville State University

## Seniors





Variable name	N	Mean		Standard error <sup>f</sup>		Standard deviation <sup>g</sup>		DF <sup>h</sup>	Sig. <sup>i</sup>	Effect size <sup>d</sup>
	Fayetteville State	Fayetteville State	Academic Advising	Fayetteville State	Academic Advising	Fayetteville State	Academic Advising	Comparisons with: Academic Advising		
ADV01	272	2.49	2.21	.11	.01	1.83	1.75	94,591	.007	.16
ADV02a	266	2.88	2.93	.07	.00	1.08	1.00	266	.464	-.05
ADV02b	257	2.90	2.96	.07	.00	1.09	1.00	257	.387	-.06
ADV02c	259	2.78	2.74	.07	.00	1.11	1.09	86,072	.579	.03
ADV02d	244	2.79	2.67	.07	.00	1.15	1.09	82,176	.080	.11
ADV02e	234	2.68	2.44	.08	.00	1.17	1.12	79,023	.001	.21
ADV02f	255	2.81	2.71	.07	.00	1.14	1.08	85,345	.125	.10
ADV02g	219	2.76	2.60	.08	.00	1.18	1.14	72,135	.032	.14
ADV02h	200	2.51	2.43	.09	.00	1.24	1.16	200	.372	.07
ADV02i	222	2.52	2.44	.08	.00	1.23	1.16	222	.333	.07
ADV04_15	270	2.19	1.83	.07	.00	1.09	0.93	271	.000	.38

---

## Endnotes

- a. Column percentages are weighted by institution-reported sex and enrollment status (and institution size for comparison groups). Percentages may not sum to 100 due to rounding. Counts are unweighted; column percentages cannot be replicated from counts.
- b. All statistics are weighted by institution-reported sex and enrollment status (and institution size for comparison groups). Unless otherwise noted, statistical comparisons are two-tailed independent  $t$ -tests. Items with categorical response sets are left blank.
- c. These are the values used to calculate means. For the majority of items, these values match the codes in the data file and codebook.
- d. Effect size for independent  $t$ -tests uses Cohen's  $d$ ;  $z$ -tests use Cohen's  $h$ .
- e. Statistics are weighted by institution-reported sex and enrollment status (and institution size for comparison groups). Categorical items are not listed.
- f. The 95% confidence interval for the population mean is equal to the sample mean plus or minus 1.96 times the standard error of the mean.
- g. A measure of the amount individual scores deviate from the mean of all the scores in the distribution.
- h. Degrees of freedom used to compute the  $t$ -tests. Values differ from  $N$ s due to weighting and whether equal variances were assumed.
- i. Statistical comparisons are two-tailed independent  $t$ -tests or  $z$ -tests. Statistical significance represents the probability that the difference between your students' mean and that of the students in the comparison group is due to chance.
- j. Statistical comparison uses  $z$ -test to compare the proportion who responded (depending on the item) "Done or in progress" or "Yes" with all who responded otherwise.
- k. Mean represents the proportion who responded (depending on the item) "Done or in progress" or "Yes."

### Key to symbols:

-  **Your students' average** was significantly higher ( $p < .05$ ) with an effect size at least .3 in magnitude.
-  **Your students' average** was significantly higher ( $p < .05$ ) with an effect size less than .3 in magnitude.
-  **Your students' average** was significantly lower ( $p < .05$ ) with an effect size less than .3 in magnitude.
-  **Your students' average** was significantly lower ( $p < .05$ ) with an effect size at least .3 in magnitude.

Note: It is important to interpret the direction of differences relative to item wording and your institutional context.